



ENERGY

BILLET ALUMINUM SBF ENGINE BLOCK

Energy Manufacturing billet blocks begin life as a 490 pound block of high grade forged 6061 aluminum. Featuring rolled thread tapped holes for extra strength and high strength cylinder liners, careful attention is given to fit and finish of the overall block. Each semi-finished block is thoroughly heat treated to T6 Standards and cryogenically stress relieved.

BUILD DATA

- 9.750, 10.0 & 10.2 Deck Heights
- ½" Head Bolts With Perimeter Option
- Machined Chamfers
- True Priority Main Oiling
- Improved Lifter Gallery Cross Over Oiling
- Oil Restrictor Provision
- No Weldments
- 60 mm Babbitt or Roller Cam Bore Options
- Enclosed Cam Tunnel
- Raised Camshaft Position +1.237"
- Improved Lifter Position & Angle
- Keyed Lifter Bushings
- Finish Ground Camshafts, Cores & Spools Available
- 9/16" Center Main Studs
- 7075 Billet Aluminum Main Caps
- GM Bellhousing Pattern
- Can Use Full Kick Out Oil Pan
- Wide Oil Pan Rails for Increased Stroke Clearance up to 4.750" Stroke




BUILT FOR THE BUILDER

energymanufacturing.com

Made in the USA

ENERGY

FIT & FINISH



Enclosed Cam Tunnel with Internal Drain.



Lifter Valley/Cam Tunnel Scavenger Drain Fitting.



9/16 Inner Main and 1/2 Outer Main Studs.

INTAKE MANIFOLDS

CNC machined flanges, runners, and lids mated to billet plenums combine for performance and the look of extreme quality that you expect. Air inlet area, angle, runner length, taper, and plenum size are optimized to provide maximum performance. Carbureted or fuel injected, naturally aspirated or forced induction, Energy manifolds can be matched to your Energy cylinder heads giving you even more performance.

- All Billet Aluminum Construction
- EFI and Carbureted Versions Available
- Available for all ENERGY Cylinder Heads
- Forward Entry EFI with Correct Air Entry Angle, Taper and Volume for Application
- Single or Dual Carb / Throttle Body Tunnel Ram Versions
- Fuel Rails Included with EFI Manifolds

FOR SALES AND INSTALLATION:

(419) 355-9304

INFO@ENERGYMANUFACTURING.COM

SBF 10.5° CYLINDER HEADS

The Energy SBF 10.5° cylinder heads are machined from ultra-strong billet 6061T6 aluminum. They are engineered to reliably perform in N/A, N₂O, Turbo and Supercharged applications. Perfect for Heads Up, Outlaw, Shoot Out, X275, Grudge and other forms of competition.

- Chamber Volume = 43cc
- Intake Valve Size = 2.275"
- Exhaust Valve Size = 1.625"
- Alloy Valve Seats Finished with 50° Valve Job
- 10.5° Intake Valve Angle, Canted 2.5°
- 3° Exhaust Valve Angle, Canted 5°
- Intake Runner Volume = 330cc
- Standard SBF Head Bolt Pattern with Provision for 18 Head Bolt Configuration
- O-Ringed Intake Flanges
- Machined for Optional Head Saver Washer Inserts 11/32
Bronze Intake and Steel Exhaust Guides for Strength in High Heat / Boosted Applications



ENERGY MANUFACTURING, LTD.

1830 Old Oak Harbor Road | Fremont, Ohio 43420 | (419) 355-9304

Copyright © ENERGY MANUFACTURING LTD